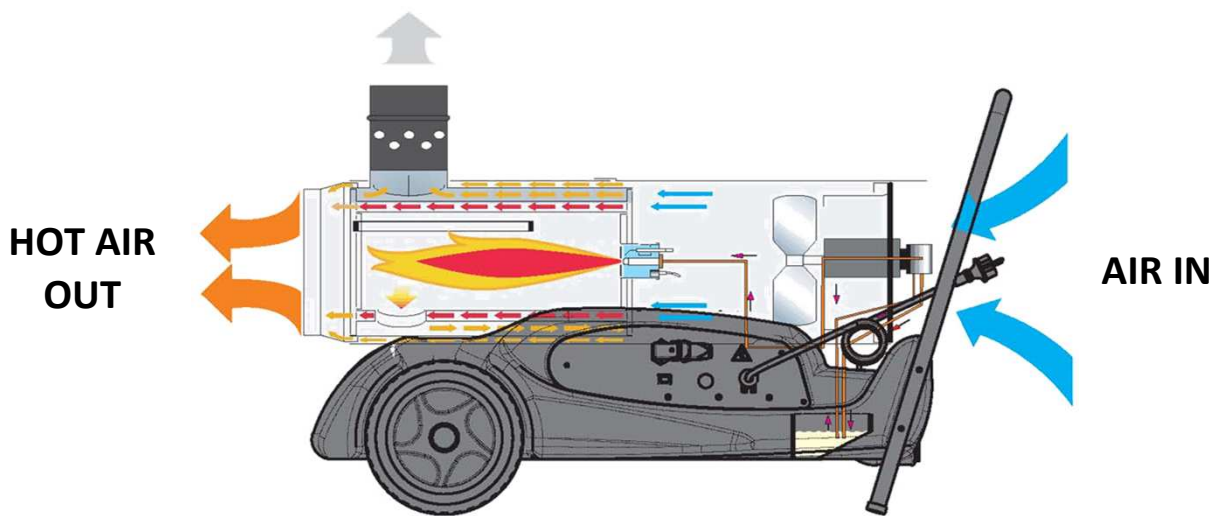


INDIRECT HEATER

BV 77



HEATER FUNCTIONING DIAGRAM



Indirect oil heaters are highly efficient devices that provide large volume of 100% clean, dry and fume free warm air. They are best for places with limited ventilation like shops, event's tents, food preparation areas or exhibition halls. They can be used with flexible hoses that make the warm air be spread around easily.

SPECIFICATION

Power	kW	21	Oil consumption	kg/h	1,67	
	kcal/h	18 100		Tank capacity	L	36
	Btu/h	71 700			Autonomy	h
Combustible	Diesel / Kerosene		Tension	V	220-240	
Net weight	kg	33	Frequency	Hz	50	
Gross weight	kg	37	Rated current	A	1,5	
Ø Fan	mm	250	Electric power	W	300	
Ø Chimney flue	mm	120	Noise level	dBa	73	
Performance	%	84	Pump pressure	bar	12	
Airflow	m ³ /h	1550				

PACKING

Packaging dimensions	mm	1200 x 400 x 530
Effective dimensions	mm	1130 x 380 x 660
Pieces for pallet	n°	8
Pieces full truck	n°	264

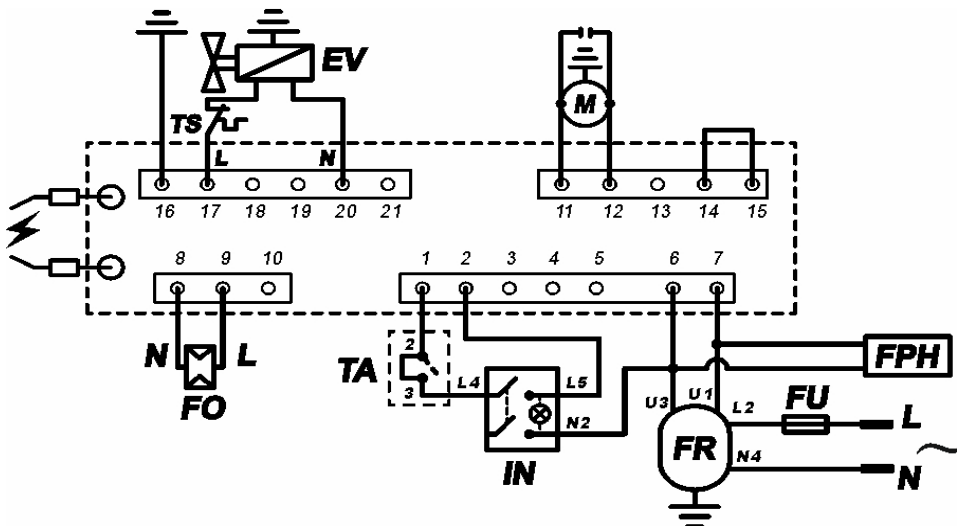
COMPONENTS

Pump	Danfoss BFP - rotary with element filter
Nozzle	Danfoss 0,40 GPH 80° S
Flame control	Electronic board with transformer on board
Igniter	Bifilar electrodes
Fuel filter	In line da 250 µm
Overheat thermostat	Series / N.C. until at 90°C
Motor	Asynchronous, monophase, with thermal protection, Anticlockwise rotation, 2800 rpm
Tank	Material PE
Room thermostat	Predisposition for connecting an ambient thermostat

ACCESSORIES

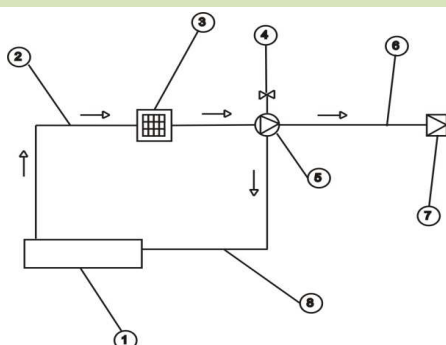
Room thermostat	Thermostat TH5
Hose flexible	Ø 305 - Length 7,6 m - first 2 meters are made high resistant material
Adaptor ring kit	Kit for hose Ø 294 mm

WIRING DIAGRAM



- FO:** Photoresistance
- TA:** Ambient thermost.
- FR:** Filter noise
- FPH:** Pre-heating filter
- M:** Motor
- IN:** Switch
- EV:** Electric valve
- TS:** Overheat thermost.
- FU:** Fuse
- N:** Neutral
- L:** Line

FUEL DIAGRAM



- | | | |
|---|---|------------------|
| 1 | : | Tank |
| 2 | : | Fuel pipe intake |
| 3 | : | Fuel filter |
| 4 | : | Electrovalve |
| 5 | : | Pump |
| 6 | : | Fuel pipe supply |
| 7 | : | Nozzle |
| 8 | : | Fuel return pipe |